












# City of Wood Village

## Zoning Map



-  Open Space (O)
-  General Manufacturing (GM)
-  Light Manufacturing (LM)
-  Commercial / Industrial (C/I)
-  Town Center (TC)
-  Neighborhood Commercial (NC)
-  Multi Residential 4,000 (MR4)
-  Multi Residential 2,000 (MR2)
-  Light Residential 12,000 (LR12)
-  Light Residential 7,500 (LR7.5)



2055 NE 238<sup>th</sup> Drive  
Wood Village, OR 97060

